

2006 Porsche Cayenne

2006 PORSCHE Cayenne

2006 PORSCHE

Cayenne

BUZZERS, RELAYS & TIMERS

BUZZERS, RELAYS & TIMERS LOCATION

Component	Location
A/C System Relay Term. X (R3)	On relay support 2. See Fig. 6 .
After-Run Coolant Pump Relay (RELAY 1/5)	In E-Box. See Fig. 4 .
Auxiliary Heating Water Pump Relay (L8)	On relay support 1. See Fig. 5 .
Auxiliary Water Heating Blower Relay Stage 2 (L6)	On relay support 1. See Fig. 5 .
Fuel Pump Relay Left (RELAY 1/6)	In E-Box. See Fig. 4 .
Fuel Pump Relay Right (19)	In E-Box. See Fig. 4 .
HCS Relay (R7)	On relay support 2. See Fig. 6 .
Main Relay 1 (RELAY 1/3)	In E-Box. See Fig. 4 .
Main Relay 2 (RELAY 1/1)	In E-Box. See Fig. 4 .
Rear Flap Closing Relay (L2)	On relay support 1. See Fig. 4 .
Rear Window Defogger Relay (L7)	On relay support 1. See Fig. 5 .
Residual Heat Relay (R8)	On relay support 2. See Fig. 6 .
Ride Height Compressor Relay (L3)	On relay support 1. See Fig. 5 .
Secondary Air Pump Relay 1 (RELAY 1/4)	In E-Box. See Fig. 4 .
Secondary Air Pump Relay 2 (RELAY 2/3)	In E-Box. See Fig. 4 .
Servotronic Relay (L1)	On relay support 1. See Fig. 5 .
Spare Wheel Release Relay (R2)	On relay support 2. See Fig. 6 .
Starter Relay Term. 50 (20)	In E-Box. See Fig. 4 .
Tank-Folds Actuator Relay (L4)	On relay support 1. See Fig. 5 .
Vacuum Pump Relay (RELAY 2/6)	In E-Box. See Fig. 4 .

CIRCUIT PROTECTION DEVICES

CIRCUIT PROTECTION DEVICES LOCATION

Component	Location
E-BOX	Left side of water box. See Fig. 1 .
E-Box Handy	Under front passenger's seat.
FUSE BOX (Left)	Under left side of dash. See Fig. 1 .
FUSE BOX (Right)	Under right side of dash. See Fig. 1 .
Main Fuse Box	Over vehicle electrical system battery.
Relay Support 1	Left side of dash.
Relay Support 2	Right side of dash.

CONTROL UNITS

CONTROL UNITS LOCATION

Component	Location
CLIMATRONIC MAN	In center console. See Fig. 1 .
Climatronic 2+2 Control Unit (Front)	In center console.
Climatronic 2+2 Control Unit (Left/Right)	In center console.
Climatronic 2+2 Control Unit (Rear)	In center console.
Comfort Systems Control Unit (Rear)	Right rear cargo area.
CU AIRBAG	Under center console. See Fig. 1 .
CU AIR SUSPENSION RIDE-HEIGHT CONTROL	Over right rear wheel housing. See Fig. 2 .
CU AXLE-DIFFERENTIAL LOCK	Left rear of vehicle. See Fig. 2 .
CU CENTER DIFFERENTIAL LOCK	Under front passenger's seat. See Fig. 1 .
CU GATEWAY	Behind right end of dash. See Fig. 1 .
CU HEADLIGHT (Left/Right)	Behind respective headlight assemblies. See Fig. 1 .
CU KESSY	Under left center of dash. See Fig. 7 .
CU MOTOR	Right rear of engine compartment. See Fig. 1 .
CU ON BOARD COMP. NETWORK	Under left side of dash. See Fig. 1 .
CU PARKING ASSISTANT	Left rear cargo area. See Fig. 2 .
CU REAR	Over right rear wheel housing. See Fig. 2 .
CU SEAT MEMORY (Left/Right)	Under respective front seat. See Fig. 1 .
CU STABILIZER DECOUPLING	Left rear of vehicle. See Fig. 1 .
CU STATIONARY HEATER	Left rear corner of engine compartment. See Fig. 1 .
CU TELEPHONE	Under front passenger's seat. See Fig. 7 .
CU TRAILER	Over right rear wheel housing. See Fig. 1 .
CU WEIGHT RECOGNITION	Under front passenger seat. See Fig. 1 .
CU WIPER	Left rear of engine compartment. See Fig. 1 .
DME Motor Control Unit	In engine compartment.
Panorama Roof System Control Unit	Front center of roof.
PCM 2.1	Middle of instrument panel.
PSM Control Unit	Right rear of engine compartment.
Ride-Height Control Control Unit	Over right rear wheelwell.
Seat Heater Control Unit	Under the seat.
Tiptronic Control Unit	Under right front seat.
Tire Pressure Control Unit	Behind left end of dash.
TRANSMISSION	Under front passenger's seat. See Fig. 1 .

MOTORS

MOTORS LOCATION

--	--

2006 Porsche Cayenne

2006 PORSCHE Cayenne

Component	Location
Blower Motor	Left rear of engine compartment.
Cooling Water Blower (300W/600W)	Front of engine compartment.
Dual Washing Pump	Near right front fender.
Externally Controlled Compressor	Over left rear wheel housing.
Fuel Pump (Left)	Left rear of vehicle.
Fuel Pump (Right)	Right rear of vehicle.
Headlight Cleaner Pump	On windshield washer reservoir.
Rear Flap Closing Aid Motor	Rear center of vehicle.
Rear Window Motor	On rear flap.
Rear Wiper Motor	Center of rear flap.
Ride Height Control Compressor	Under the right front seat, behind base.
Secondary Air Pump	On engine.
Steering Wheel Adjustment Motors	On steering column.
Trailer Coupling Swivel Motor	Near center of rear bumper.
Turning Case (Rear Window)	Center rear of rear flap.
Water Metering Pump (Auxiliary Heating)	In engine compartment.
Windshield Wiper Motor	In engine compartment.

SENDING UNITS & SENSORS

SENDING UNITS & SENSORS LOCATION

Component	Location
Air Quality Sensor	In engine compartment.
ARDS Tilt Sensor	Over right rear wheelwell.
Brake Fluid Sensor	Left rear of engine compartment.
Charge Air Pressure/Intake Air Temperature Sensor	On engine.
Cooling Water Level Sensor	In engine compartment.
Front Air Bag Sensor	In front end.
Hall Sensor 1 Inlet Wave	On engine.
Hall Sensor 2 Discharge Pending Wave	On engine.
HBA Sensor (Front)	Left front shock absorber.
HBA Sensor (Rear)	Left rear shock absorber.
Hot-Film Air Mass Meter	Center front of engine compartment.
Interior Sensor	In roof module.
Knock Sensors	On engine.
Level Sensors	At respective wheelwell.
MAGNETIC FIELD SENSOR	Center rear of roof. See Fig. 2 .
MULTIPLE SENSOR (PSM Sensor)	Under center console. See Fig. 1 .
Oil Level Sensor	On engine.
Outside Temperature Sensor	Behind front bumper.

2006 Porsche Cayenne

2006 PORSCHE Cayenne

Oxygen Sensor 1 (Before Converter)	In engine compartment.
Oxygen Sensor 1 (Behind Converter)	In engine compartment.
Oxygen Sensor 2 (Before Converter)	In engine compartment.
Oxygen Sensor 2 (Behind Converter)	In engine compartment.
PDC Sensor (Front)	In front bumper.
PDC Sensor (Rear)	In rear bumper.
Pedal Value Sensor	On accelerator pedal. See Fig. 8 .
Pulse Sensor (Crankshaft)	On engine.
Pulse Sensor (Speed Sensor)	On engine.
Rain Sensor	Integral to inside rearview mirror.
Ride Height Control Accelerating Sensor (Left Front)	On left front shock absorber.
Ride Height Control Accelerating Sensor (Right Front)	On right front shock absorber.
Side Air Bag Sensor (Left/Right)	Lower left & right "B" & "C" pillars.
Sun Roof Tilt/Slide Potentiometer	In roof switch module.
Sun Sensor	Under top center of dash.
Washer Fluid Level Sensor	In front right fender.

SOLENOIDS & SOLENOID VALVES

SOLENOIDS & SOLENOID VALVES LOCATION

Component	Location
ABS/ESP	Right rear corner of engine compartment. See Fig. 1 .
Charge Air Pressure Valve	On engine.
Intake Pipe Switchover Shift Valve	On engine.
Secondary Air Valve	In engine compartment.
Tank Cover Unlocking	At filler neck.
Throttle Valve	In engine compartment.
Thrust Circulation Air Valve	On engine.
2/3-Way Water Auxiliary Heating Valve	In engine compartment.

SWITCHES

SWITCHES LOCATION

Component	Location
Back-Up Light Switch	On gearbox.
Brake Pedal Switch	Top of brake pedal.
Clutch Switch	Top of clutch pedal.
Engine Hood Switch	Front center of engine compartment.

2006 Porsche Cayenne

2006 PORSCHE Cayenne

Hood Switch	Near hood latch.
Interlock Switch	In center console.
Oil Pressure Switch	On engine.
Parking Brake	Base of parking brake lever assembly.
Selector Lever Switch (Transmission)	Front of center console.
Turning Case Spare Wheel Switch	Rear center of vehicle.

MISCELLANEOUS

MISCELLANEOUS LOCATION

Component	Location
Air Bag (Driver)	In steering wheel.
Air Bag (Passenger)	Passenger's side of cockpit.
ANTENNA AMPLIFIER LEFT	Top left side of rear flap. See Fig. 8 .
ANTENNA CENTRAL LOCKING SYSTEM	Right rear of roof. See Fig. 8 .
ANTENNA-DIVERSITY RIGHT	Right rear of roof. See Fig. 8 .
ANTENNA KESSY (Front/Center Roof)	Front and center of roof. See Fig. 7 .
ANTENNA KESSY (Left/Right Rear)	Behind respective side of rear bumper. See Fig. 8 .
ANTENNA KESSY (Rear Roof)	Center rear of roof. See Fig. 8 .
ANTENNA STATIONARY HEATER	Left rear of roof. See Fig. 8 .
Axle-Differential Lock	On rear of gearbox.
Bose Amplifier	Right rear of cargo area.
Center Differential Lock	On rear gearbox.
Crankcase Ventilation Heater	On engine.
CU Diagnosis Diagnosis Plug Socket	Under steering column.
Deep Range Horn	Behind front bumper.
DIAGNOSIS	Under left side of dash. See Fig. 1 .
GPS ANTENNA	Center rear of roof. See Fig. 8 .
GSM ANTENNA	Left rear of roof. See Fig. 8 .
Head Air Bag (Driver)	In left roof frame.
Head Air Bag (Passenger)	In right roof frame.
Heated Spray Jet (Front)	On under side of engine compartment hood.
High Range Horn	In front end.
Ignition Coils	On engine block.
KESSY ANTENNA DOOR HANDLE OUTSIDE (Front Left/Right)	At respective front door handles. See Fig. 7 .
KESSY ANTENNA DOOR HANDLE OUTSIDE (Rear Left/Right)	At respective rear door handles. See Fig. 8 .
More Belt-Tautly (Left/Right Front Seat Belt Tensioner)	At base of respective "B" pillar.
More Belt-Tautly (Left/Right Rear Seat Belt	At base of respective "C" pillar.

2006 Porsche Cayenne

2006 PORSCHE Cayenne

Tensioner)	
Noise Entry Microphone	In roof console.
RDK ANTENNA (Front Left /Right)	At respective front wheelwells. See Fig. 7 .
RDK ANTENNA (Rear Left /Right)	At respective rear wheelwells. See Fig. 8 .
RECEIVER STATIONARY HEATER	Center rear of roof. See Fig. 8 .
SDARS ANTENNA	Center rear of roof. See Fig. 8 .
SDARS-RECEIVER	Under right rear seat. See Fig. 8 .
Side Airbag (Left/Right)	In seat backrest side elements.
Signal Horn	Left rear of engine compartment.
Starter Battery	Spare wheel recess.
Telematic Emergency Power Battery	Under right front seat.
Tire Inflating Receiver	Under front passenger's seat.
Trailer Power Socket	Under center of rear bumper.
TV-ANTENNA (2)	In respective rear windows. See Fig. 8 .
TV-TUNER	Right side of cargo area. See Fig. 8 .
Vehicle Electrical System Battery	Under driver's seat.

CONNECTORS

CONNECTORS LOCATION

Component	Location
X2 (12 Pin)	In roof console.
X3 (7 Pin)	In roof console.
X4 (3 Pin)	In roof console.
X5 (2 Pin)	In roof console.
X6 (7 Pin)	In roof console.
X7 (8 Pin)	In roof console.
X8 (1 Pin)	In roof console.
X9 (2 Pin)	In roof console.

GROUND S

GROUND S LOCATION

Component	Location
MB_RDK	Near right taillight. See Fig. 3 .
MB1	Behind left headlight. See Fig. 3 .
MB2	Behind right headlight. See Fig. 3 .
MB5	Left front of engine compartment. See Fig. 3 .
MB6	Right front of engine compartment. See Fig. 3 .
MB8	Right side of engine compartment. See Fig. 3 .
MB11	Left rear of engine compartment. See Fig. 3 .

2006 Porsche Cayenne

2006 PORSCHE Cayenne

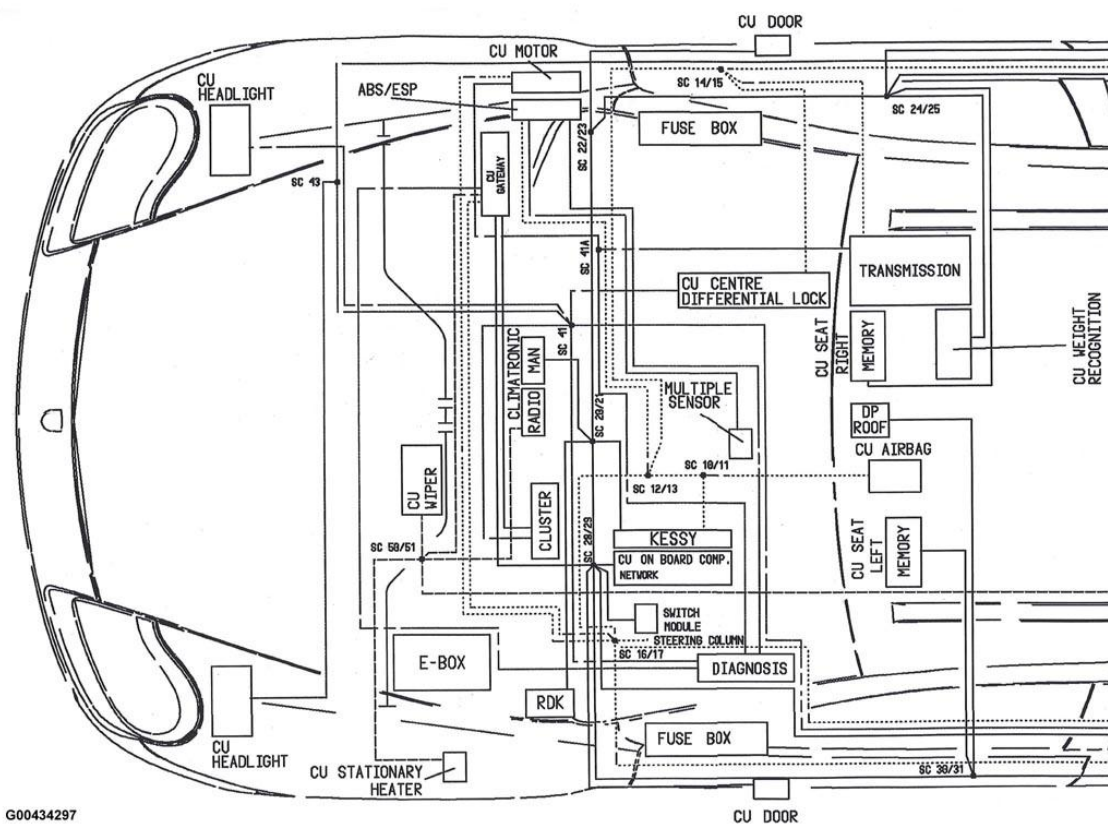
MB12	Right rear of engine compartment. See Fig. 3 .
MB13	Rear center of engine compartment. See Fig. 3 .
MB14	Right rear of engine compartment. See Fig. 3 .
MB20	Right kick panel. See Fig. 3 .
MB21	Left kick panel. See Fig. 3 .
MB22	Behind right side of dash. See Fig. 3 .
MB23	Behind left side of dash. See Fig. 3 .
MB24	Under front of center console. See Fig. 3 .
MB25	Under driver's seat. See Fig. 3 .
MB26	Under front passenger's seat. See Fig. 3 .
MB28	Under rear of center console. See Fig. 3 .
MB30	Base of right "B" pillar. See Fig. 3 .
MB31	Base of left "B" pillar. See Fig. 3 .
MB32	In rear of vehicle, near battery. See Fig. 3 .
MB33	Top of left "C" pillar. See Fig. 3 .
MB40	Near right taillight. See Fig. 3 .
MB41	Near left taillight. See Fig. 3 .
MB42	Center rear of roof. See Fig. 3 .
MB43	Center rear of roof. See Fig. 3 .
MM	Center of engine compartment. See Fig. 3 .
MM1	Center of engine compartment. See Fig. 3 .
MM2	Center of engine compartment. See Fig. 3 .

COMPONENT LOCATION GRAPHICS

NOTE: Figures may show multiple component locations. Refer to appropriate table for proper figure references.

2006 Porsche Cayenne

2006 PORSCHE Cayenne



G00434297

Fig. 1: Vehicle Overview (1 Of 2)

Courtesy of PORSCHE OF NORTH AMERICA, INC.

2006 Porsche Cayenne

2006 PORSCHE Cayenne

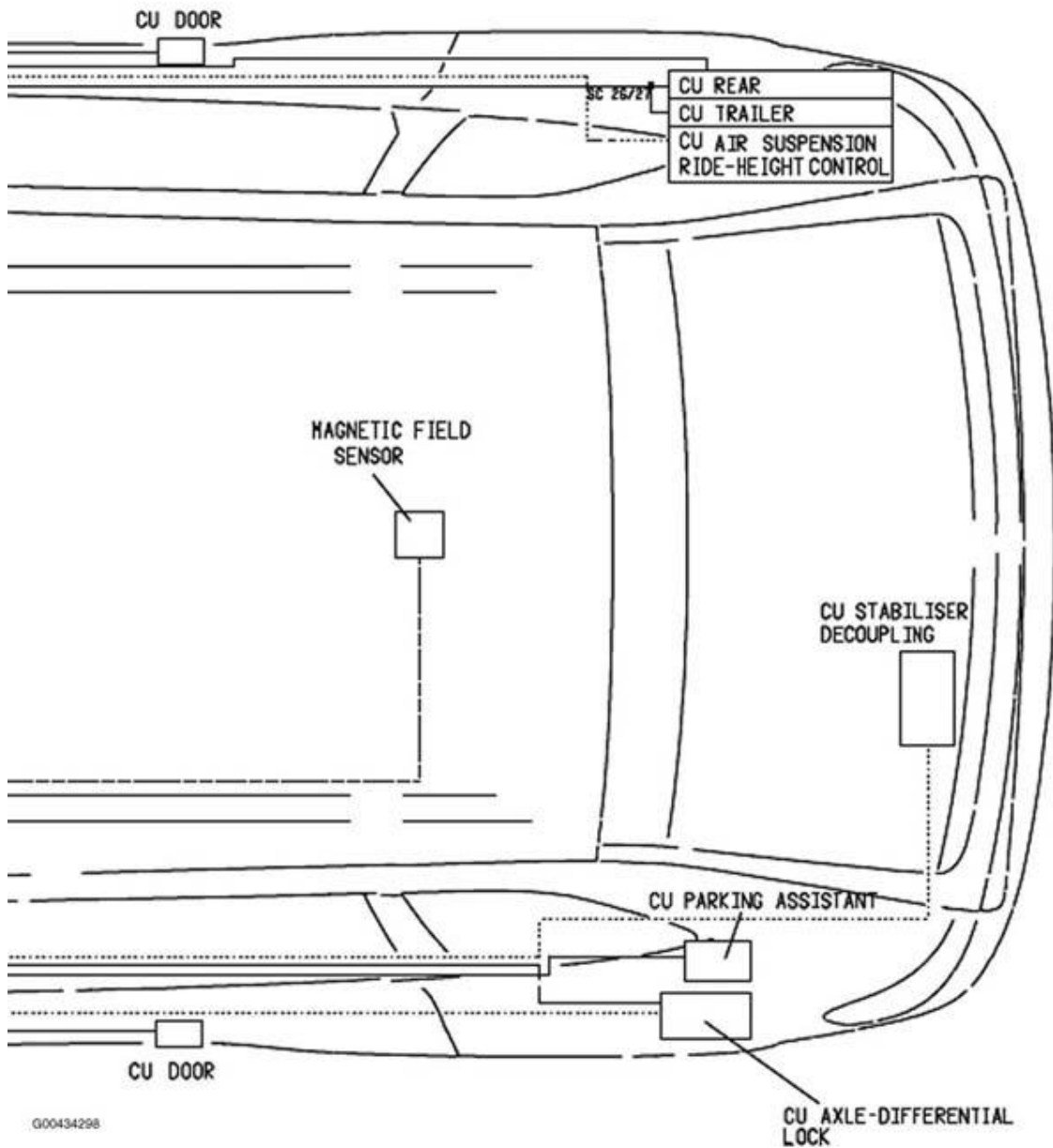


Fig. 2: Vehicle Overview (2 Of 2)

Courtesy of PORSCHE OF NORTH AMERICA, INC.

2006 Porsche Cayenne

2006 PORSCHE Cayenne

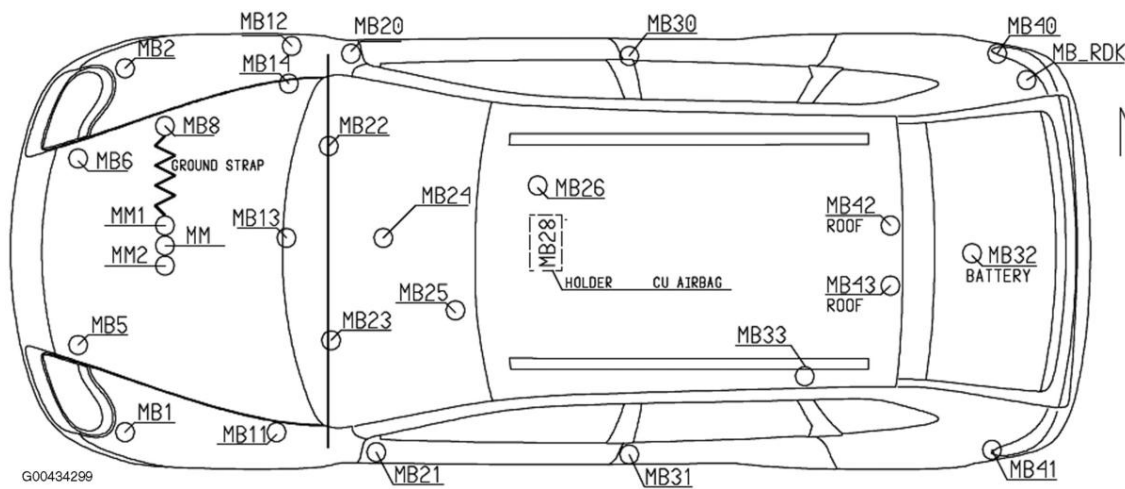
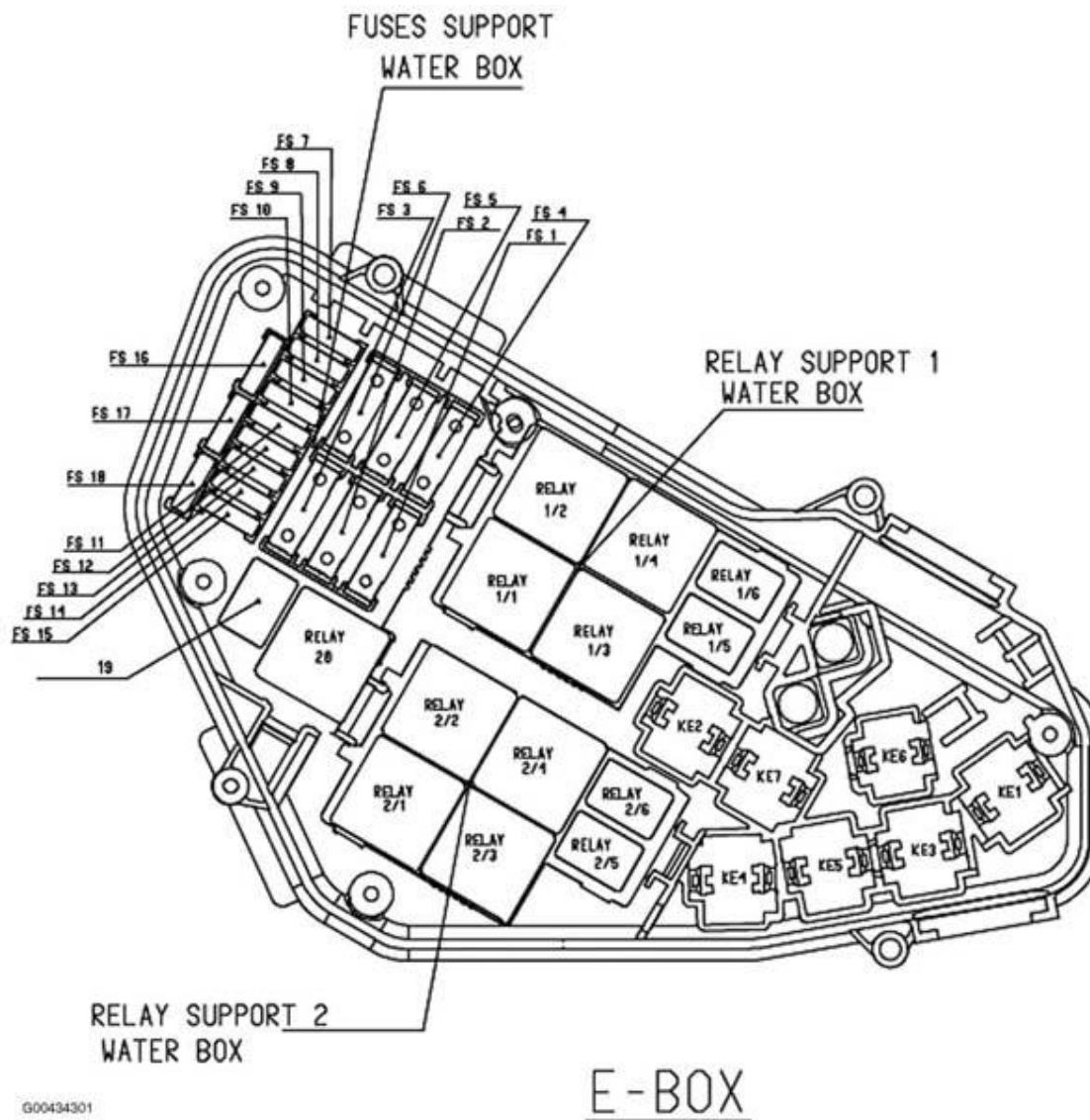


Fig. 3: Vehicle Overview

Courtesy of PORSCHE OF NORTH AMERICA, INC.



G00434301

Fig. 4: E-Box

Courtesy of PORSCHE OF NORTH AMERICA, INC.

RELAY SUPPORT 1 INSTRUMENT PANEL LEFT

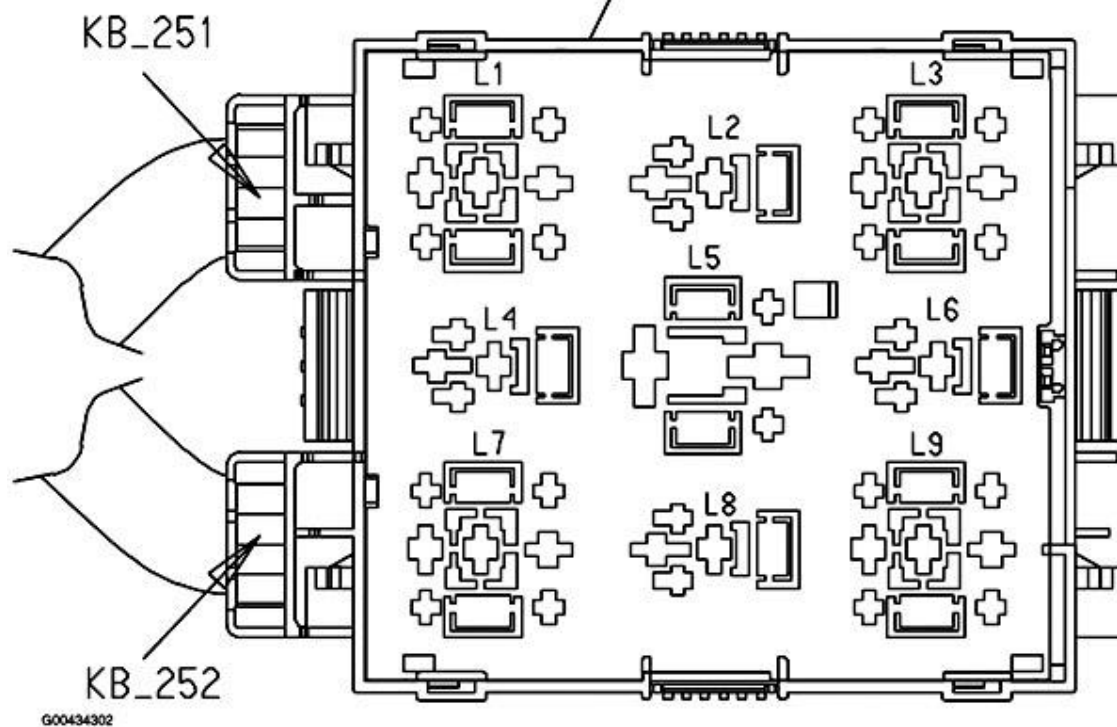


Fig. 5: Relay Support 1
Courtesy of PORSCHE OF NORTH AMERICA, INC.

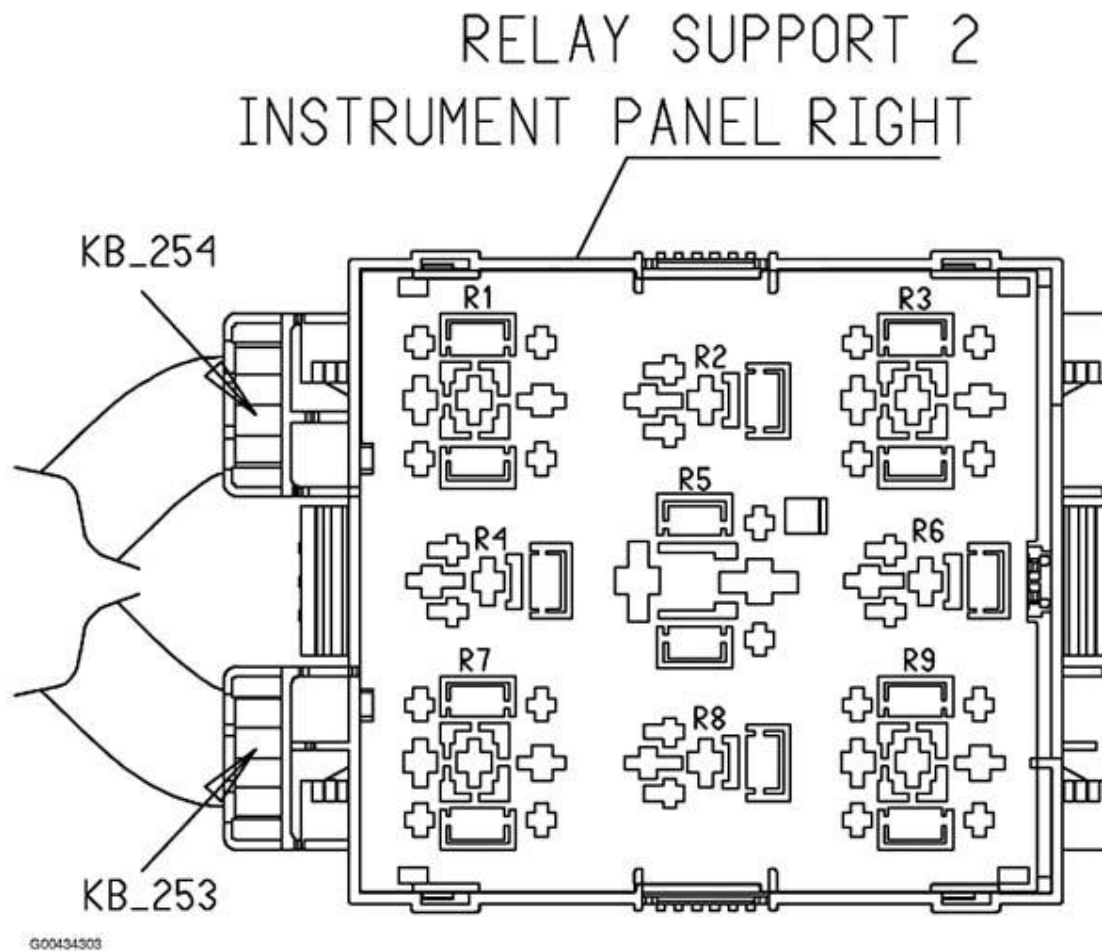
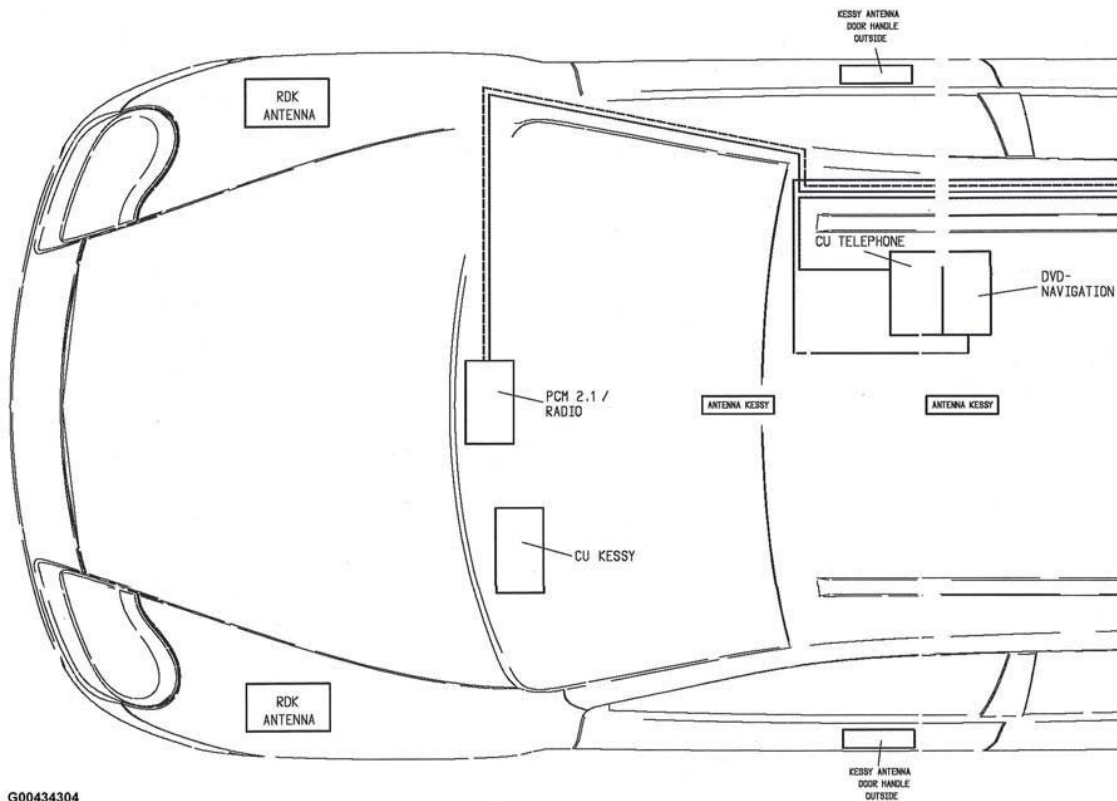


Fig. 6: Relay Support 2
Courtesy of PORSCHE OF NORTH AMERICA, INC.

2006 Porsche Cayenne

2006 PORSCHE Cayenne



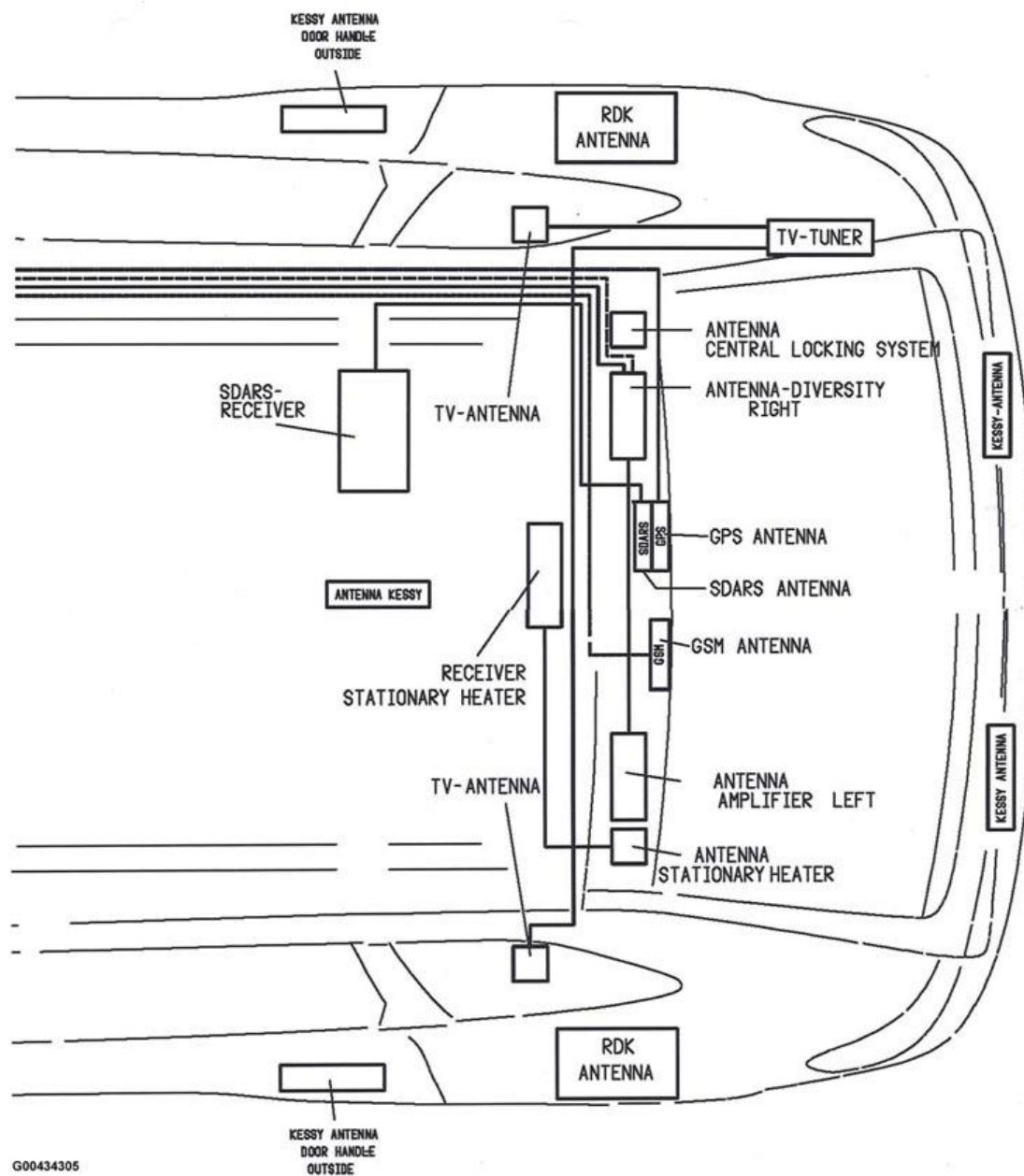
G00434304

Fig. 7: Vehicle Overview (1 Of 2)

Courtesy of PORSCHE OF NORTH AMERICA, INC.

2006 Porsche Cayenne

2006 PORSCHE Cayenne



G00434305

Fig. 8: Vehicle Overview (2 Of 2)

Courtesy of PORSCHE OF NORTH AMERICA, INC.